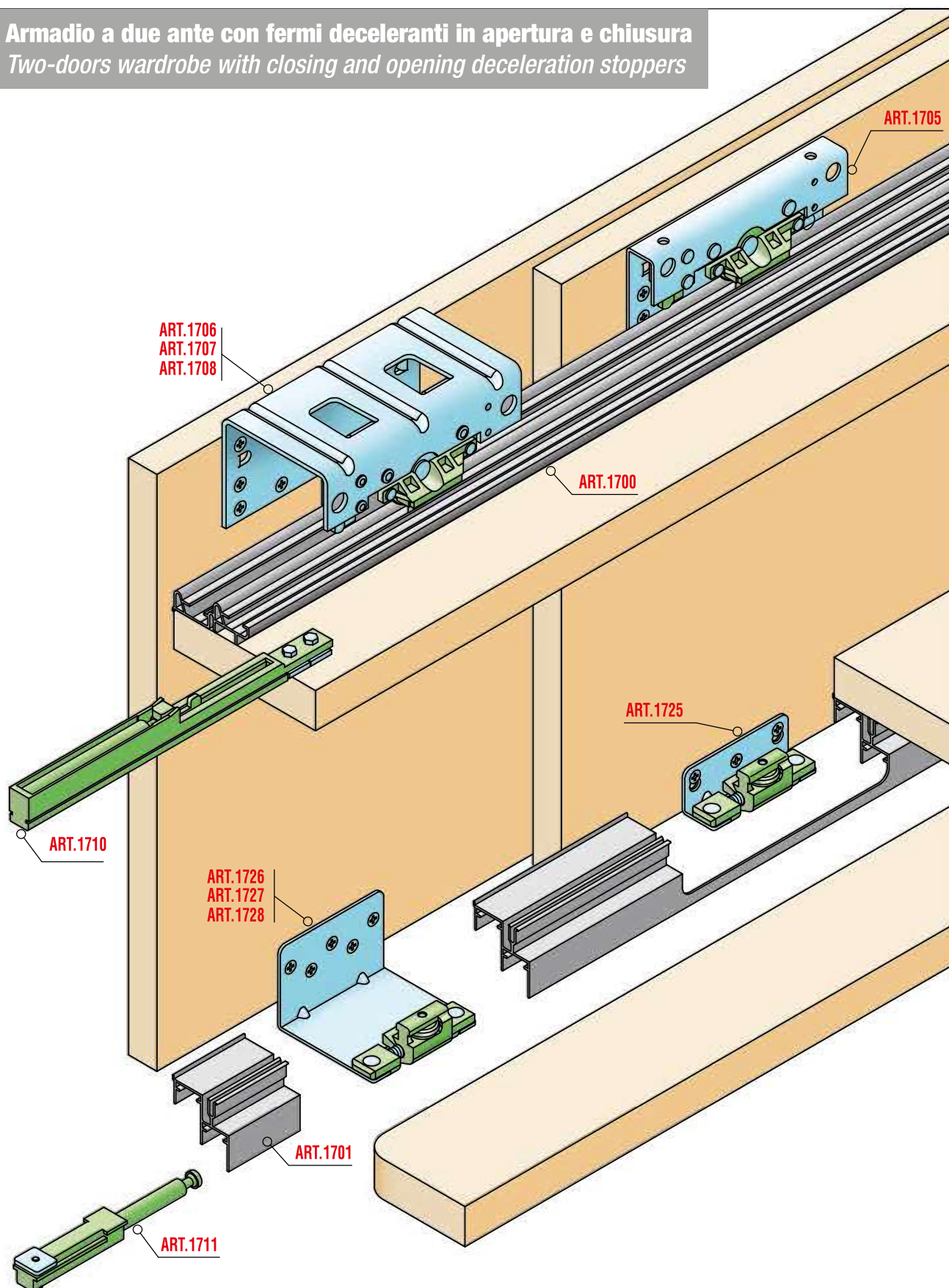




Sistemi scorrevoli per armadi / sliding systems for wardrobes

## Armadio a due ante con fermi deceleranti in apertura e chiusura Two-doors wardrobe with closing and opening deceleration stoppers



# SERIE 1700 Il regolabile ammortizzato

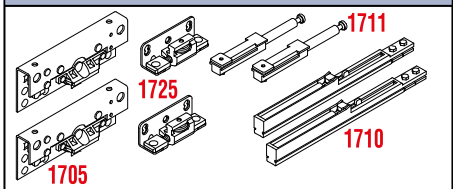
SERIES 1700 Soft closing adjustable system



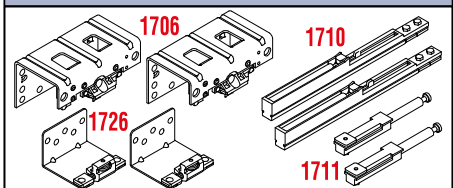
Sistemi scorrevoli per armadi / sliding systems for wardrobes

## Sezione verticale / Vertical section

### KIT 1705-1725 - MAX 80 KG



### KIT 1706-1726 - MAX 80 KG

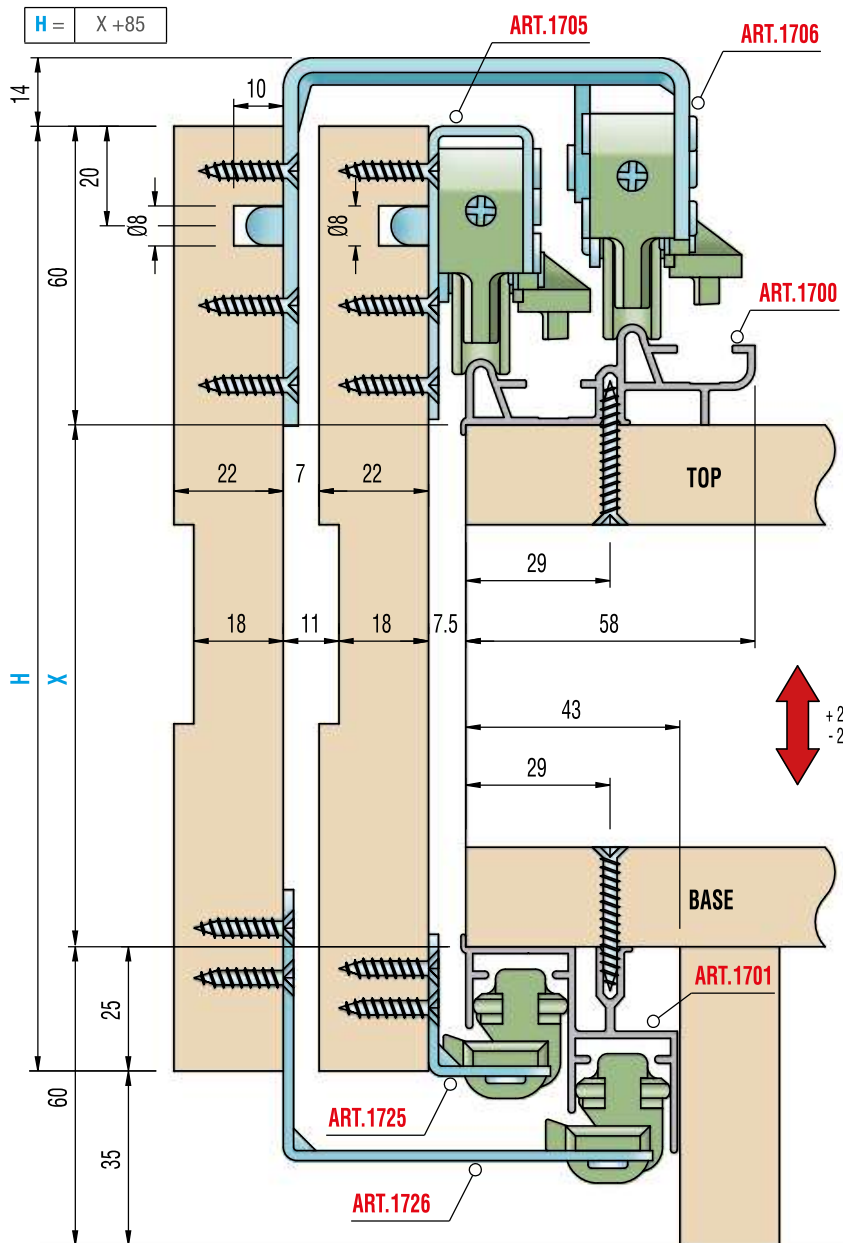


### Legenda KIT / Kit Legend

<b>1705</b>	Carrello superiore per anta interna Upper truck for inner door
<b>1706</b>	Carrello superiore per anta esterna Upper truck for outer door
<b>1725</b>	Guida inferiore per anta interna Lower guide for inner door
<b>1726</b>	Guida inferiore per anta esterna Lower guide for outer door
<b>1710</b>	Fermo ammortizzato superiore Soft closing upper stopper
<b>1711</b>	Antisaltellamento inferiore Soft closing lower stopper

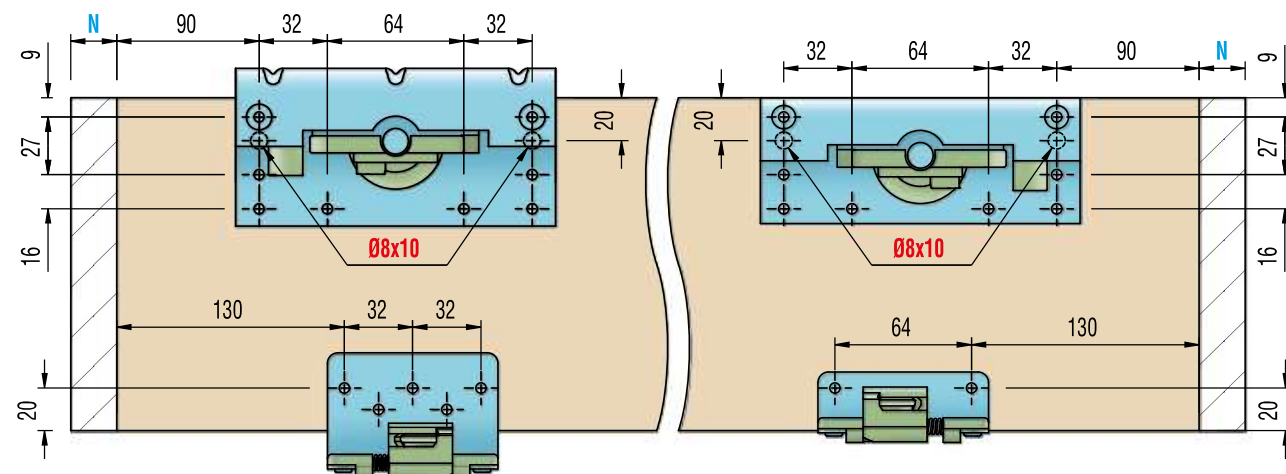
### Legenda altri componenti Legend other items

<b>1700</b>		Profilo alluminio superiore Upper aluminium profile
<b>1701</b>		Profilo alluminio inferiore Lower aluminium profile
<b>1702</b>		Profilo alluminio superiore con alzata 60mm Upper aluminium profile with rise 60mm



## Schema Foratura ante / Doors drilling

N = SORMONTO SPALLA MOBILE / WARDROBE SIDE OVERLAP

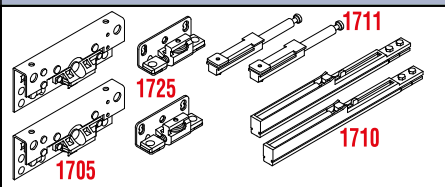




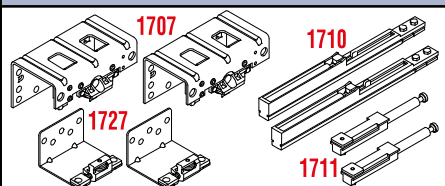
Sistemi scorrevoli per armadi / sliding systems for wardrobes

## Sezione verticale / Vertical section

### KIT 1705-1725 - MAX 80 KG



### KIT 1707-1727 - MAX 80 KG

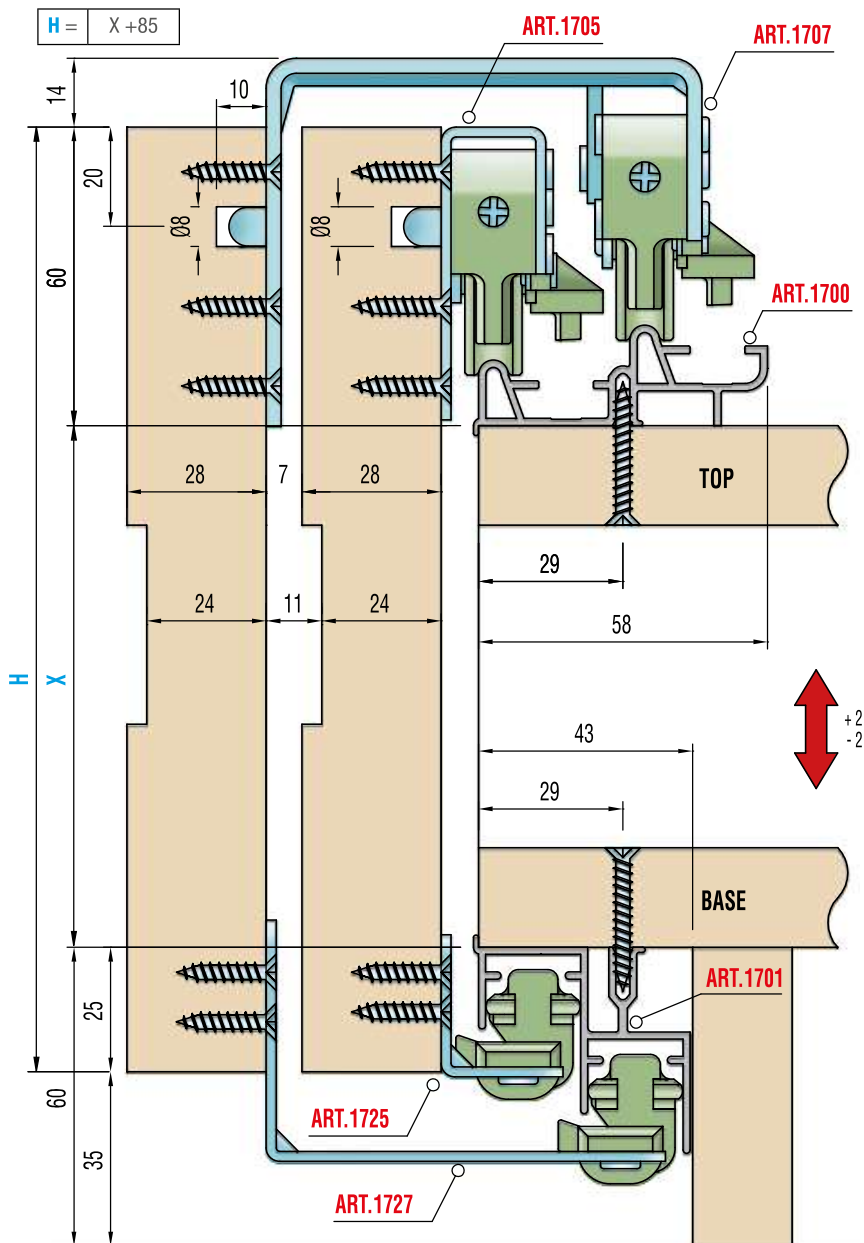


### Legenda KIT / Kit Legend

<b>1705</b>	Carrello superiore per anta interna Upper truck for inner door
<b>1707</b>	Carrello superiore per anta esterna Upper truck for outer door
<b>1725</b>	Guida inferiore per anta interna Lower guide for inner door
<b>1727</b>	Guida inferiore per anta esterna Lower guide for outer door
<b>1710</b>	Fermo ammortizzato superiore Soft closing upper stopper
<b>1711</b>	Antisaltellamento inferiore Soft closing lower stopper

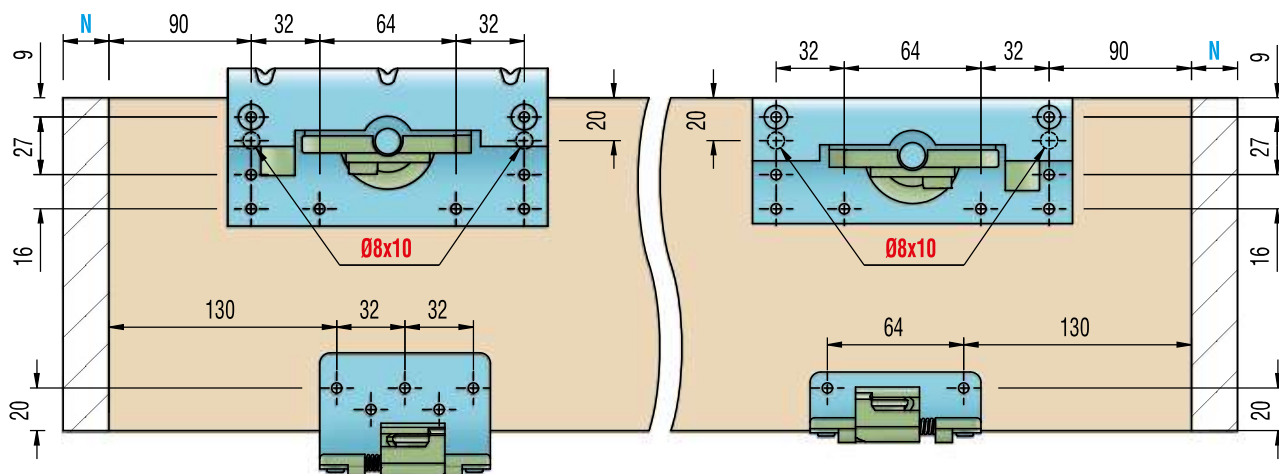
### Legenda altri componenti Legend other items

<b>1700</b>		Profilo alluminio superiore Upper aluminium profile
<b>1701</b>		Profilo alluminio inferiore Lower aluminium profile
<b>1702</b>		Profilo alluminio superiore con alzatina 60mm Upper aluminium profile with rise 60mm



## Schema Foratura ante / Doors drilling

N = SORMONTO SPALLA MOBILE / WARDROBE SIDE OVERLAP





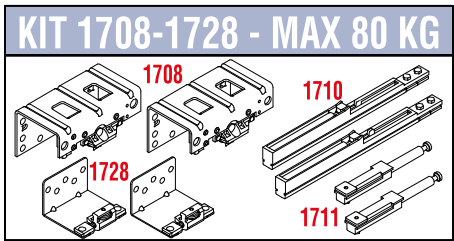
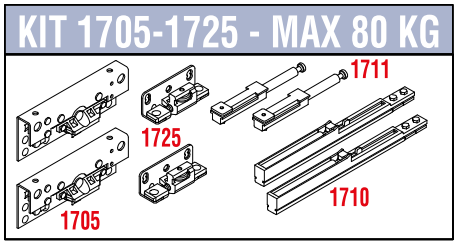
# SERIE 1700 Il regolabile ammortizzato

SERIES 1700 Soft closing adjustable system



Sistemi scorrevoli per armadi / sliding systems for wardrobes

## Sezione verticale / Vertical section

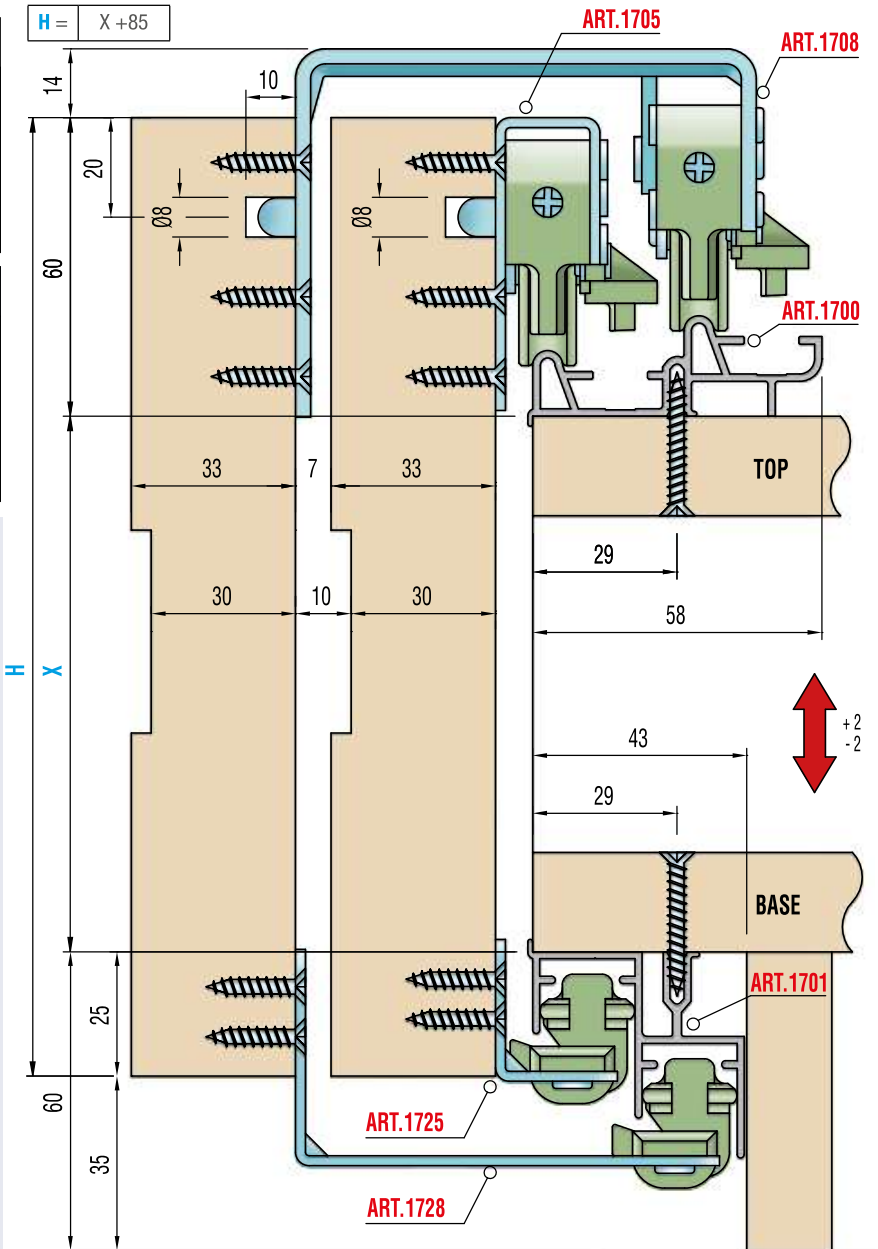


### Legenda KIT / Kit Legend

<b>1705</b>	Carrello superiore per anta interna Upper truck for inner door
<b>1708</b>	Carrello superiore per anta esterna Upper truck for outer door
<b>1725</b>	Guida inferiore per anta interna Lower guide for inner door
<b>1728</b>	Guida inferiore per anta esterna Lower guide for outer door
<b>1710</b>	Fermo ammortizzato superiore Soft closing upper stopper
<b>1711</b>	Antisaltellamento inferiore Soft closing lower stopper

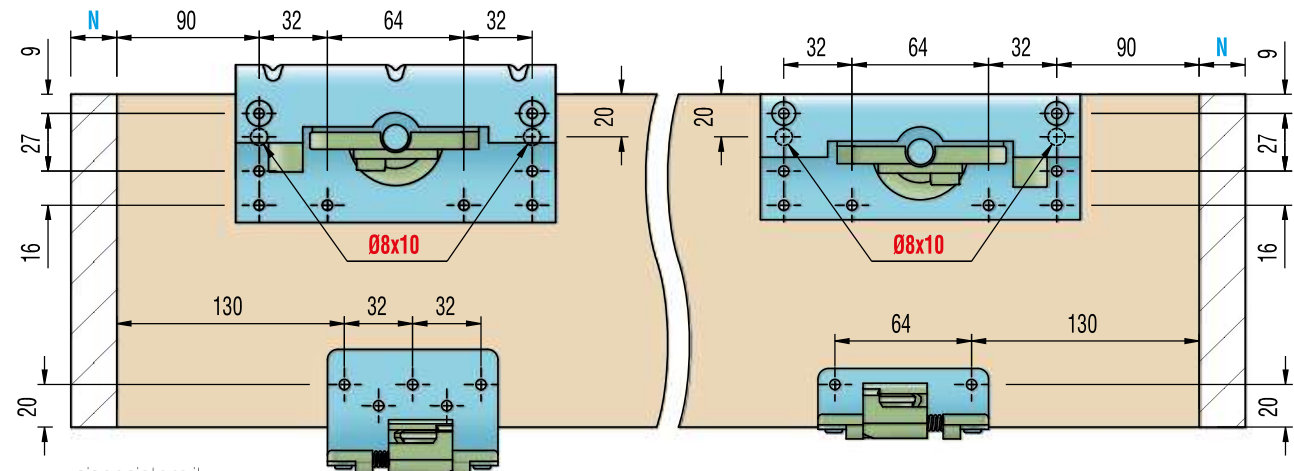
### Legenda altri componenti Legend other items

<b>1700</b>		Profilo alluminio superiore Upper aluminium profile
<b>1701</b>		Profilo alluminio inferiore Lower aluminium profile
<b>1702</b>		Profilo alluminio superiore con alzata 60mm Upper aluminium profile with rise 60mm



## Schema Foratura ante / Doors drilling

N = SORMONTO SPALLA MOBILE / WARDROBE SIDE OVERLAP



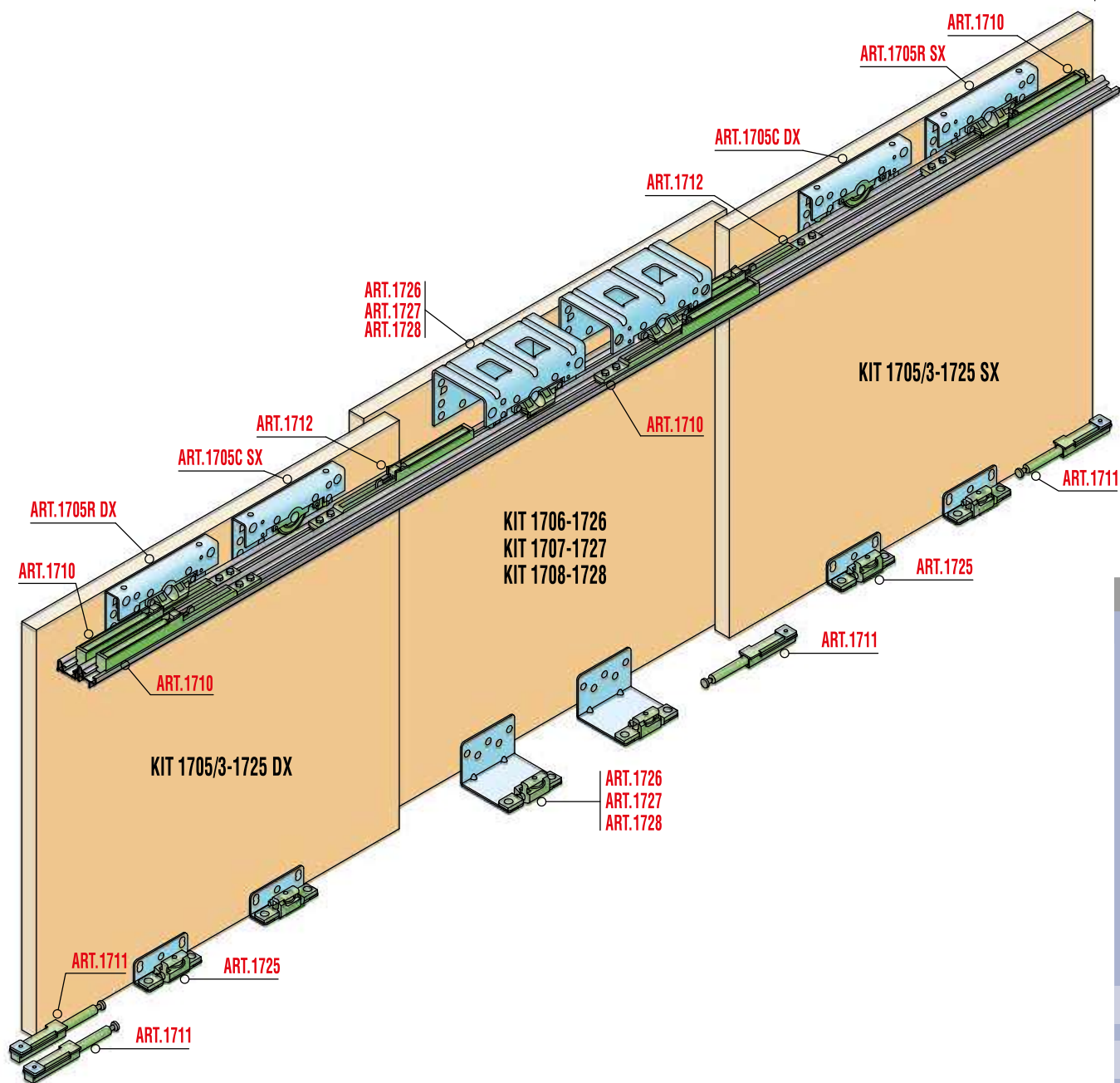


# SERIE 1700 II regolabile ammortizzato

SERIES 1700 Soft closing adjustable system

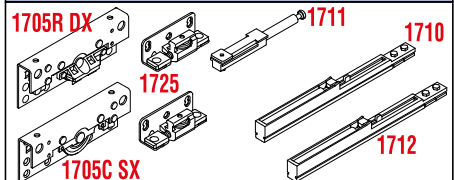
Sistemi scorrevoli per armadi / sliding systems for wardrobes

**Armadio a tre ante con fermi deceleranti in apertura e chiusura**  
*Three-doors wardrobe with closing and opening deceleration stoppers*

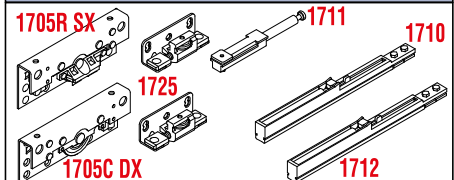




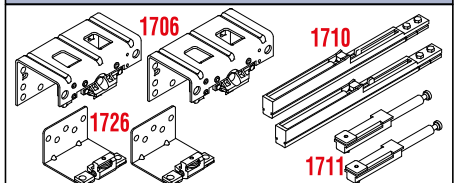
## KIT 1705/3-1725 DX - MAX 80 KG



## KIT 1705/3-1725 SX - MAX 80 KG



## KIT 1706-1726 - MAX 80 KG



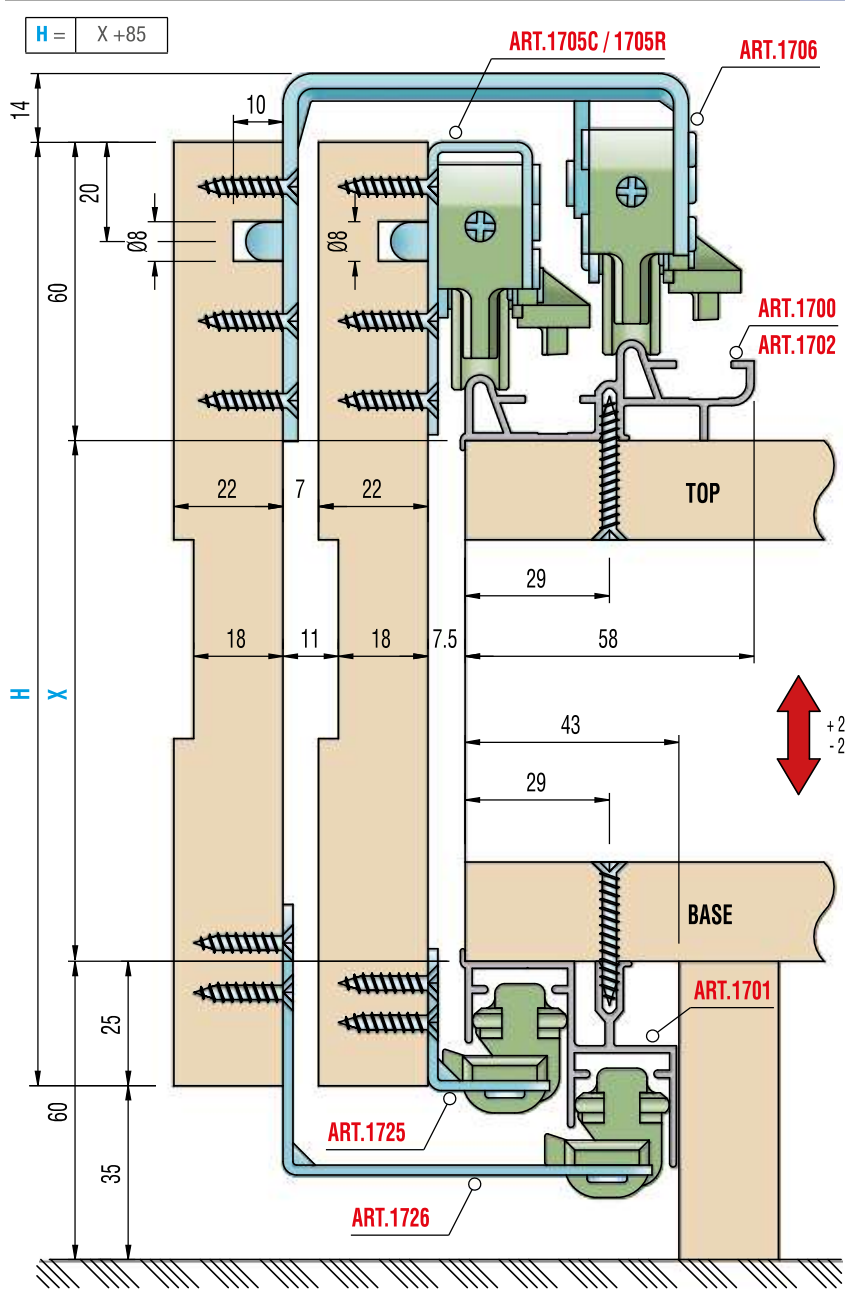
### Legenda KIT / Kit Legend

<b>1705C SX</b>	Carrello superiore SX per anta interna DX Upper left truck for inner right door
<b>1705C DX</b>	Carrello superiore DX per anta interna SX Upper right truck for inner left door
<b>1705R SX</b>	Carrello superiore SX per ART.1710-12 per anta interna SX Upper left truck for ART.1710-12 for inner left door
<b>1705R DX</b>	Carrello superiore DX per ART.1710-12 per anta interna DX Upper right truck for ART.1710-12 for inner right door
<b>1706</b>	Carrello superiore per anta esterna (18/22 mm) Upper truck for outer door (18/22 mm)
<b>1725</b>	Guida inferiore per anta interna Lower guide for inner door
<b>1726</b>	Guida inferiore per anta esterna (18/22 mm) Lower guide for outer door (18/22 mm)
<b>1710</b>	Fermo ammortizzato superiore Soft closing lower stopper
<b>1711</b>	Antisaltellamento inferiore Lower soft closing stopper
<b>1712</b>	Fermo ammortizzato intermedio Soft closing upper middle stopper

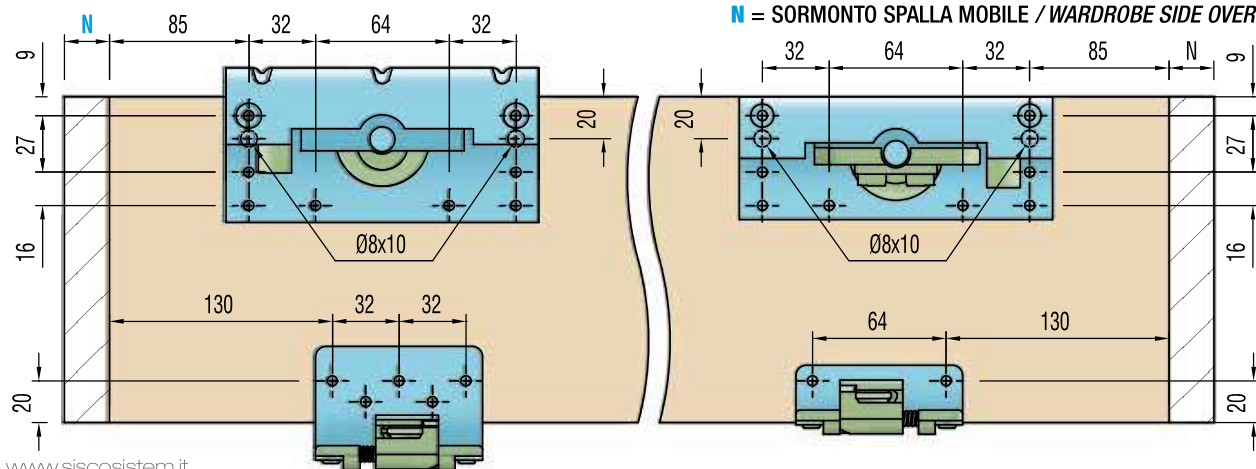
### Legenda altri componenti / Legend other items

<b>1700</b>		Profilo alluminio superiore Upper aluminium profile
<b>1701</b>		Profilo alluminio inferiore Lower aluminium profile
<b>1702</b>		Profilo alluminio superiore con alzata 60mm Upper aluminium profile with rise 60mm

## Sezione verticale / Vertical section



## Schema Foratura ante / Doors drilling

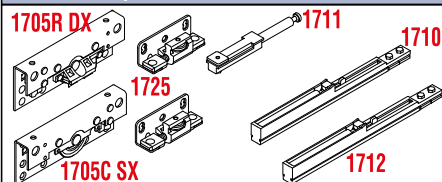




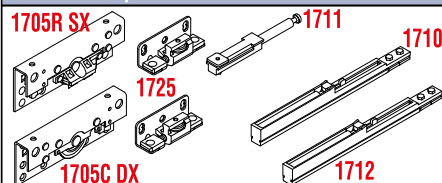


Systemi scorrevoli per armadi / sliding systems for wardrobes

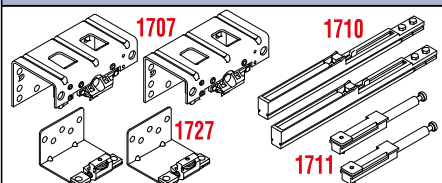
### KIT 1705/3-1725 DX - MAX 80 KG



### KIT 1705/3-1725 SX - MAX 80 KG



### KIT 1707-1727 - MAX 80 KG



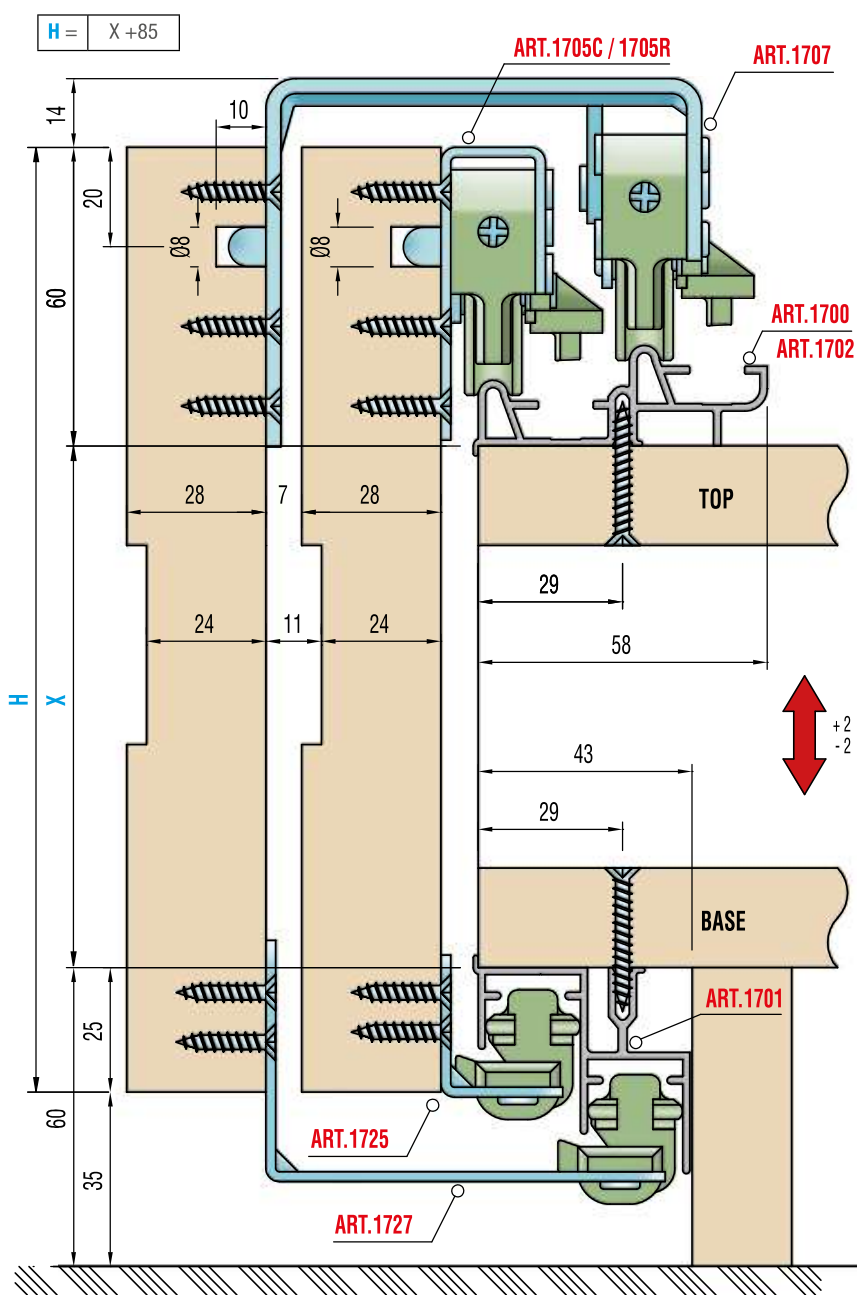
#### Legenda KIT / Kit Legend

<b>1705C SX</b>	Carrello superiore SX per anta interna DX Upper left truck for inner right door
<b>1705C DX</b>	Carrello superiore DX per anta interna SX Upper right truck for inner left door
<b>1705R SX</b>	Carrello superiore SX per ART.1710-12 per anta interna SX Upper left truck for ART.1710-12 for inner left door
<b>1705R DX</b>	Carrello superiore DX per ART.1710-12 per anta interna DX Upper right truck for ART.1710-12 for inner right door
<b>1707</b>	Carrello superiore per anta esterna (24/26 mm) Upper truck for outer door (24/26 mm)
<b>1725</b>	Guida inferiore per anta interna Lower guide for inner door
<b>1727</b>	Guida inferiore per anta esterna (24/26 mm) Lower guide for outer door (24/26 mm)
<b>1710</b>	Fermo ammortizzato superiore Soft closing upper stopper
<b>1711</b>	Antisaltellamento inferiore Soft closing lower stopper
<b>1712</b>	Fermo ammortizzato intermedio Soft closing upper middle stopper

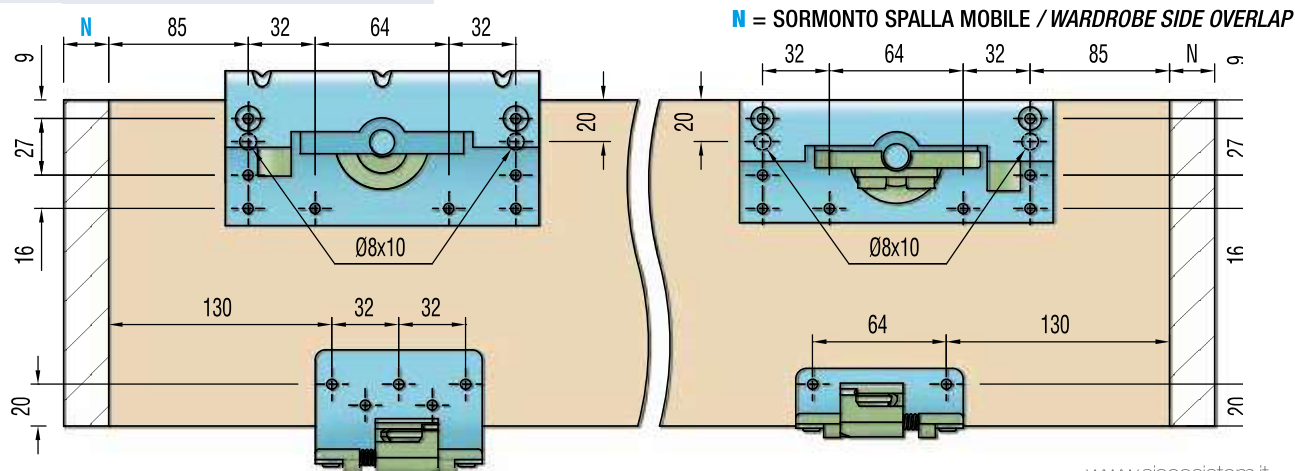
#### Legenda altri componenti / Legend other items

<b>1700</b>	Profilo alluminio superiore Upper aluminium profile
<b>1701</b>	Profilo alluminio inferiore Lower aluminium profile
<b>1702</b>	Profilo alluminio superiore con alzatina 60mm Upper aluminium profile with rise 60mm

### Sezione verticale / Vertical section



### Schema Foratura ante / Doors drilling



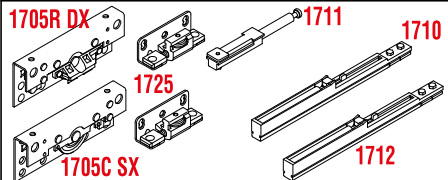
# SERIE 1700 II regolabile ammortizzato

SERIES 1700 Soft closing adjustable system

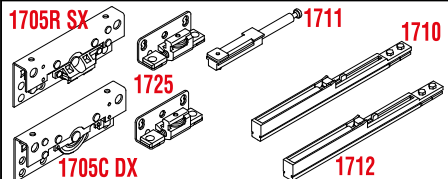


Sistemi scorrevoli per armadi / sliding systems for wardrobes

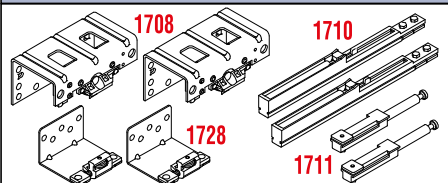
## KIT 1705/3-1725 DX - MAX 80 KG



## KIT 1705/3-1725 SX - MAX 80 KG



## KIT 1708-1728 - MAX 80 KG



### Legenda KIT / Kit Legend

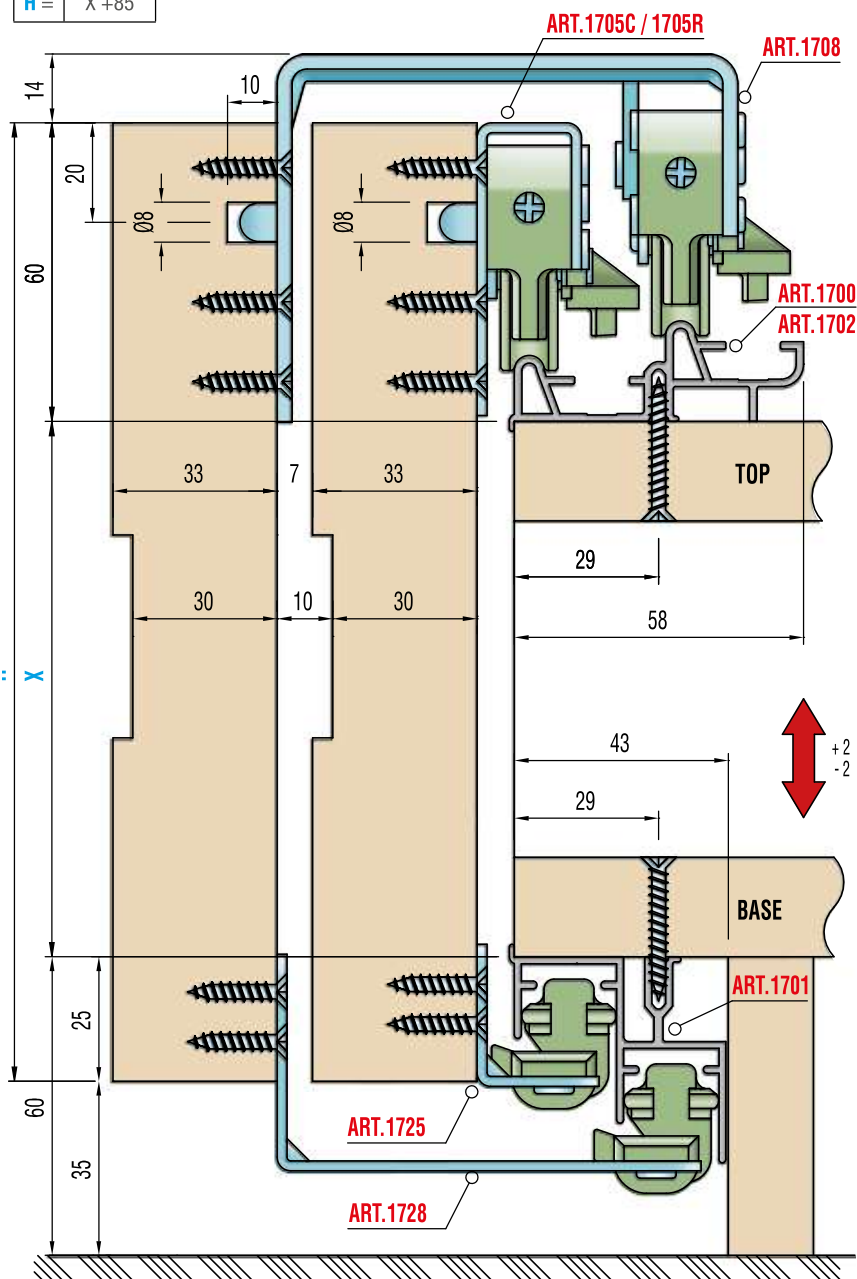
<b>1705C SX</b>	Carrello superiore SX per anta interna DX Upper left truck for inner right door
<b>1705C DX</b>	Carrello superiore DX per anta interna SX Upper right truck for inner left door
<b>1705R SX</b>	Carrello superiore SX per ART.1710-12 per anta interna SX Upper left truck for ART.1710-12 for inner left door
<b>1705R DX</b>	Carrello superiore DX per ART.1710-12 per anta interna DX Upper right truck for ART.1710-12 for inner right door
<b>1708</b>	Carrello superiore per anta esterna (30/33mm) Upper truck for outer door (30/33mm)
<b>1725</b>	Guida inferiore per anta interna Lower guide for inner door
<b>1728</b>	Guida inferiore per anta esterna (30/33mm) Lower guide for outer door (30/33mm)
<b>1710</b>	Fermo ammortizzato superiore Soft closing upper stopper
<b>1711</b>	Antisaltellamento inferiore Soft closing lower stopper
<b>1712</b>	Fermo ammortizzato intermedio Soft closing upper middle stopper

### Legenda altri componenti / Legend other items

<b>1700</b>	Profilo alluminio superiore Upper aluminium profile
<b>1701</b>	Profilo alluminio inferiore Lower aluminium profile
<b>1702</b>	Profilo alluminio superiore con alzatina 60mm Upper aluminium profile with rise 60mm

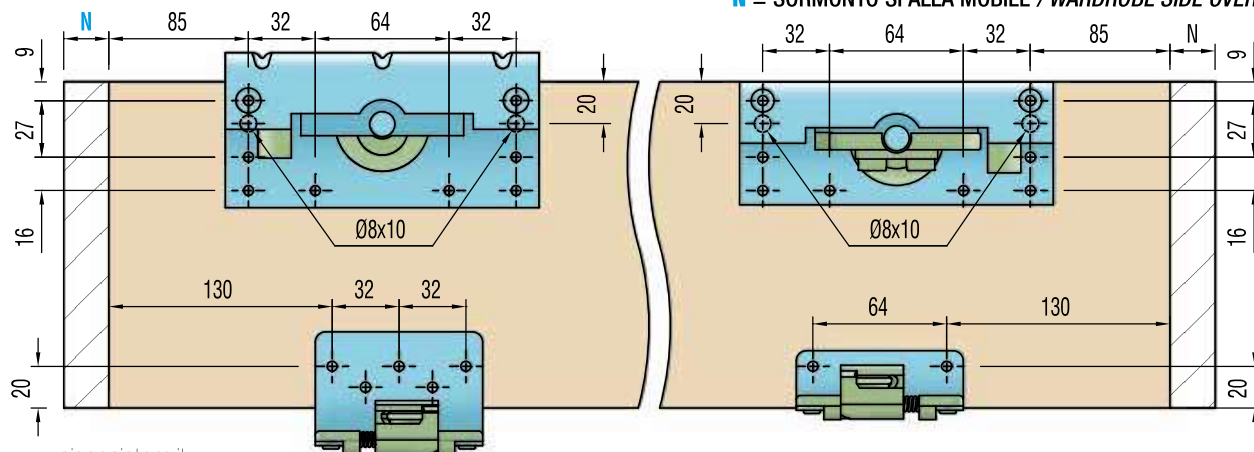
## Sezione verticale / Vertical section

$$H = X + 85$$



## Schema Foratura ante / Doors drilling

N = SORMONTO SPALLA MOBILE / WARDROBE SIDE OVERLAP

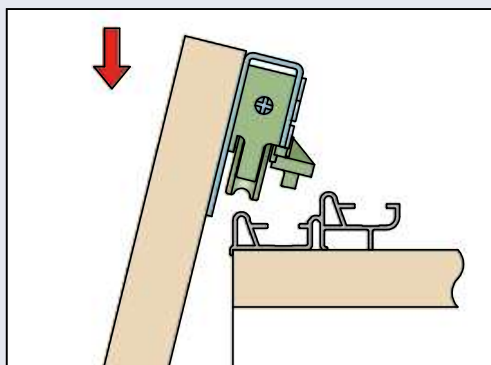




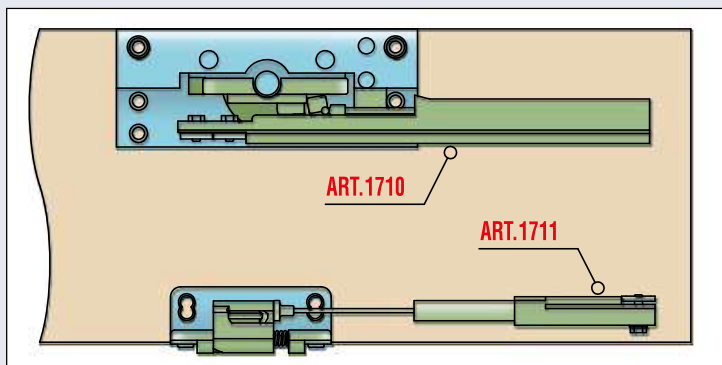


Sistemi scorrevoli per armadi / sliding systems for wardrobes

### Montaggio ante / Doors assembling



Posizionare l'anta (interna ed esterna) sull'apposita sede del profilo superiore.  
Place the door (the inside and the outside one) onto the appropriate seat of the upper profile.

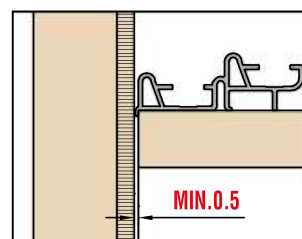


Per una corretta chiusura del sistema senza sobbalzi dell'anta, i fermi superiori ed inferiori devono iniziare la fase di lavoro contemporaneamente.  
To ensure the system closes correctly without the door jolting, the upper and lower soft-closing stoppers must start operating at the same time.

### Lunghezza vite / Screw length

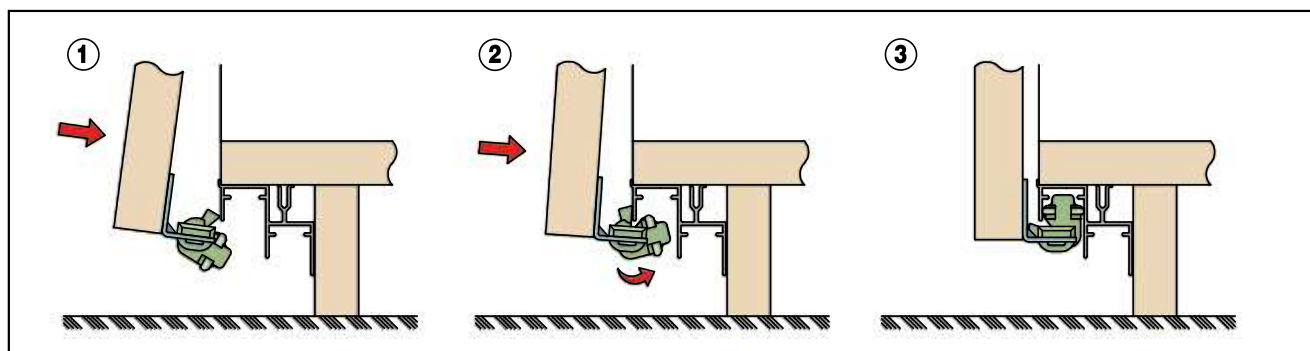
B = 16	A = 25
B = 18	A = 25
B = 20	A = 30
B = 22	A = 30
B = 24	A = 30
B = 26	A = 35
B = 28	A = 35
B = 30	A = 35

VITE Ø3.9

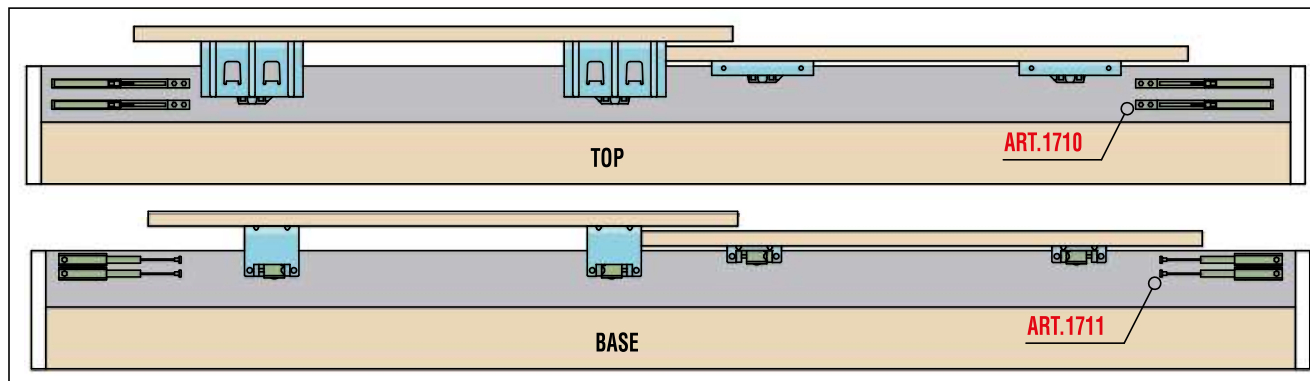


Per un corretto funzionamento del sistema bisogna lasciare un'aria minima di 0.5 mm tra lo spazzolino parapolvere e il mobile.  
To ensure correct system operation, leave a minimum 0.5 mm space between the dust excluder and the furniture unit.

### Montaggio guide / Guide assembling



### Sistema a due ante con fermi deceleranti in apertura e chiusura / Two-doors system with closing and opening deceleration stoppers



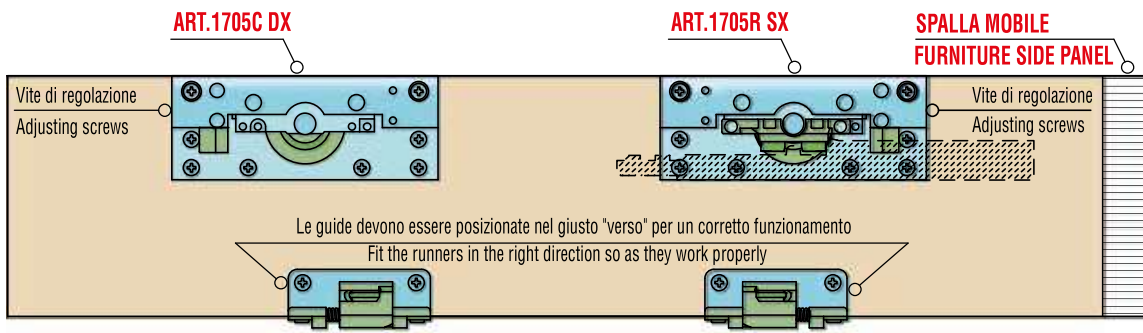
# SERIE 1700 Il regolabile ammortizzato

SERIES 1700 Soft closing adjustable system

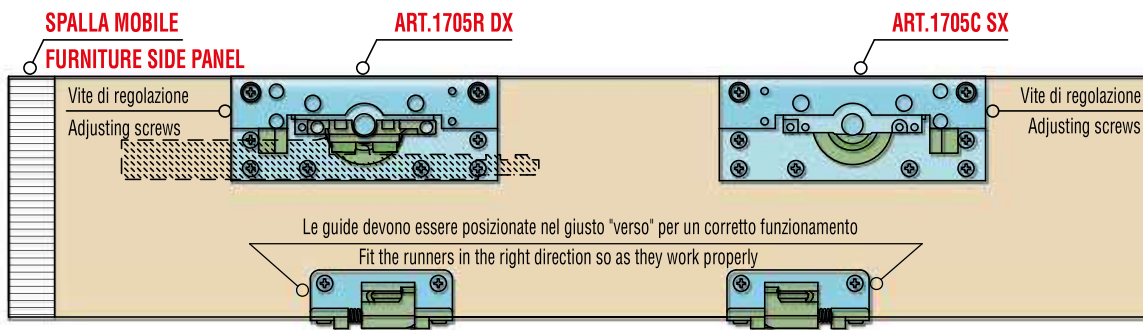


Sistemi scorrevoli per armadi / sliding systems for wardrobes

## Posizione carrelli e guide KIT 1705/3-1725 SX - anta sinistra / truck and guide position KIT 1705/3-1725 SX - left door

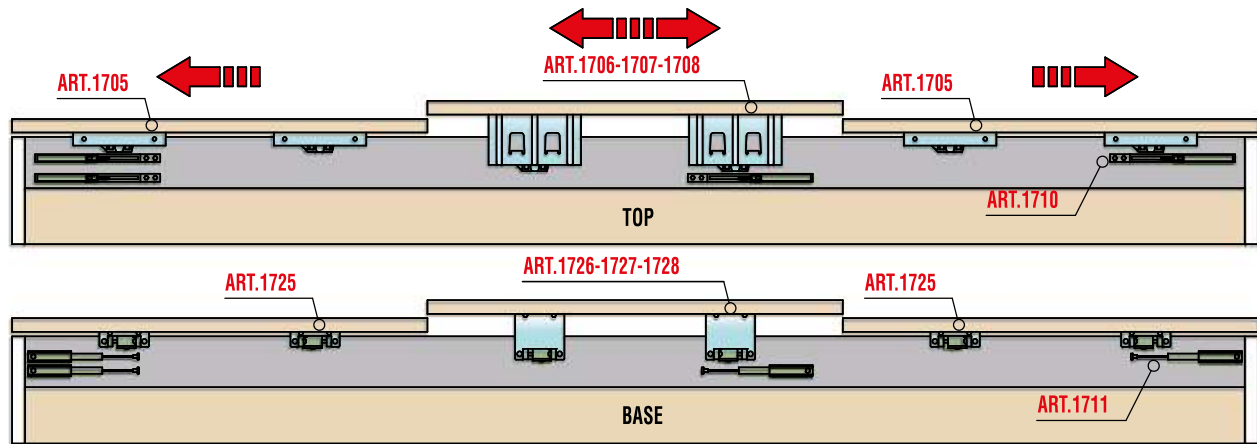


## Posizione carrelli e guide KIT 1705/3-1725 DX - anta destra / truck and guide position KIT 1705/3-1725 DX - right door



## Sistema a tre ante con fermi deceleranti in chiusura e apertura per l'anta esterna e in chiusura per le ante interne

Three-doors system with closing and opening deceleration stoppers for the outer door and closing deceleration stoppers for the inner doors



## Sistema a tre ante con fermi deceleranti in apertura e chiusura / Three-doors system with closing and opening deceleration stoppers

